



Features


- 4.3" 480 x 272 TFT LCD, LED Backlight
- Slim design
- Fan-less Cooling System
- COM1 and COM3 RS-485 2W support MPI 187.5K, please use one at a time*
- PCB coating process ensures high reliability to resist from corrosion in harsh environment
- Built-in Power Isolator
- NEMA4 / IP65 Compliant Front Panel

Display	Display	4.3" TFT
	Resolution	480 x 272
	Brightness (cd/m ²)	400
	Contrast Ratio	500:1
	Backlight Type	LED
	Backlight Life Time	>30,000 hrs.
	Colors	16.7M
	LCD Viewing Angle (T/B/L/R)	50/70/70/70
	Pixel Pitch (mm)	0.198(H)x0.198(V)
Touch Panel	Type	4-wire Resistive Type
	Accuracy	Active Area Length(X)±2%, Width(Y)±2%
Memory	Flash	128 MB
	RAM	128 MB
Processor		32-bit RISC 600MHz
I/O Port	SD Card Slot	N/A
	USB Host	USB 2.0 x 1
	USB Client	N/A
	Ethernet	10/100 Base-T x 1
	COM Port	COM1: RS-232/RS-485 2W/4W, COM3: RS-485 2W
RTC		Built-in
Power	Input Power	22 ~ 28VDC
	Power Isolation	Built-in
	Power Consumption	450mA@24VDC
	Voltage Resistance	500VAC (1 min.)
	Isolation Resistance	Exceed 50MΩ at 500VDC
	Vibration Endurance	10 to 25Hz (X, Y, Z direction 2G 30 minutes)
Specification	PCB Coating	Yes
	Enclosure	Plastic
	Dimensions WxHxD	128 x 102 x 32 mm
	Panel Cutout	119 x 93 mm
	Weight	Approx. 0.25 kg
	Mount	Panel mount
Environment	Protection Structure	UL Type 4X (indoor use only) / NEMA4 / IP65 Compliant Front Panel
	Storage Temperature	-20° ~ 60°C (-4° ~ 140°F)
	Operating Temperature	0° ~ 45°C (32° ~ 113°F)*
	Relative Humidity	10% ~ 90% (non-condensing)
Certificate	CE	CE marked
	UL	cULus Listed
Software	EasyBuilder Pro	V6.06.02 or later versions
	Weincloud	EasyAccess 2.0 (Optional)

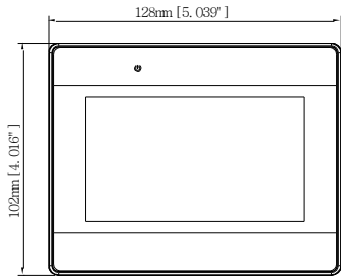
* For products with serial number 2211***** or later, the minimum software requirement for MPI: EasyBuilder Pro V6.07.01.

* Operating temperature is 0° ~ 50°C (32° ~ 122°F) for use in installation without UL requirement.

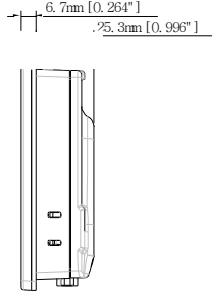
Dimensions Drawing



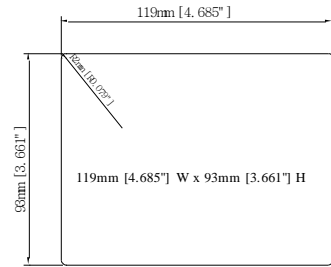
Top View



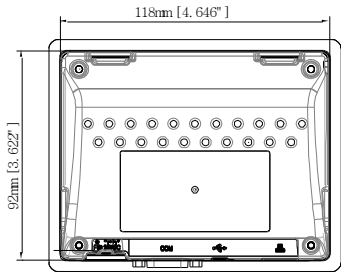
Front View



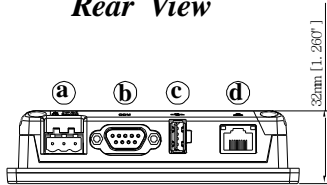
Side View



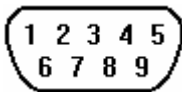
Cutout Dimensions



Rear View



Bottom View



Pin assignment of the 9 Pin, Male, D-sub
 COM1: RS-232/RS-485 2W/4W
 COM3: RS-485 2W

PIN#	COM1 [RS485]		COM1 [RS232] 2W	COM3 [RS485] 2W
	4W	2W		
1	Rx-	Data-		
2	Rx+	Data+		
3	Tx-			
4	TX+			
5	GND			
6			TxD	
7				Data-
8				Data+
9			RxD	

a	Power Connector
b	COM1: RS-232/RS-485 2W/4W COM3: RS-485 2W
c	USB Host Port
d	Ethernet Port

Ordering Information

- MT8051iE:**
 4.3" TFT LCD HMI, 128 MB flash memory / 128 MB DDR RAM on board.
- Optional:
 - RZACEA020:** EasyAccess 2.0 Activation Card